




Wow! 是不是简单又好玩?
更多创意造型, 等你解锁!
Easy and Fun? Hundreds more of shapes awaiting you to explore!



大象 - 24段
(Elephant - 24 wedges)



小狗 - 24段
(Puppy - 24 wedges)



孔雀 - 46段
(Peacock - 46 wedges)



菠萝 - 38段
(Pineapple - 38 wedges)



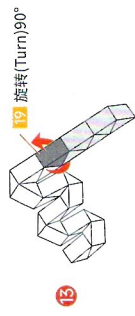
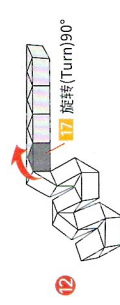
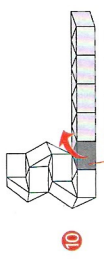
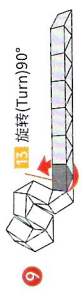
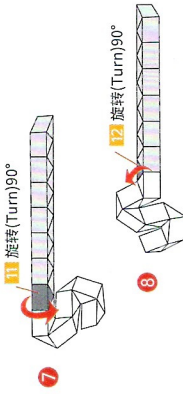
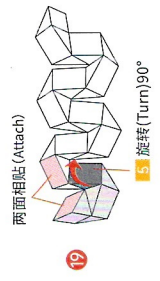
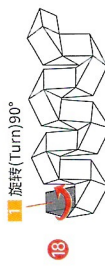
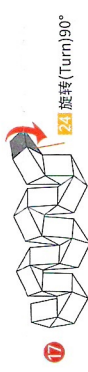
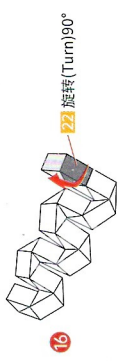
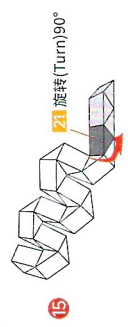
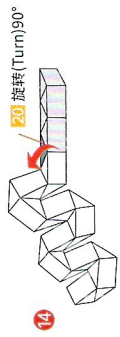
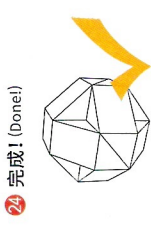
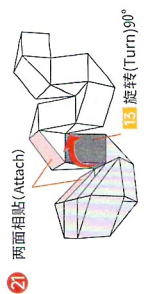
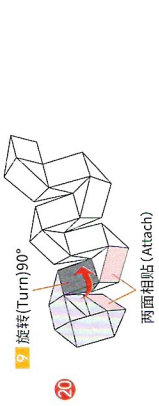
草食龙 - 24段
(Aptonoth - 24 wedges)



橙子 - 26段
(Orange - 26 wedges)



西瓜 - 32段
(Watermelon - 32 wedges)



3大绝招,玩转魔尺!

3 ways to twist around MONSTER GO Twist!

自由扭转,百变趣味造型

Twist to make fun shapes

小鸟 - 24段
(Bird - 24 wedges)

金鱼 - 24段
(Goldfish - 24 wedges)

随意拆装,随心配色,解锁奇特造型

Decide freely your own length and color patterns

房子 - 25段
(House - 25 wedges)

小树 - 21段
(Tree - 21 wedges)

无限延长,玩转炫酷大作

Extend infinitely to enable masterpieces

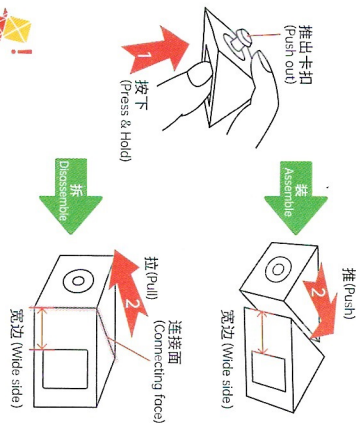
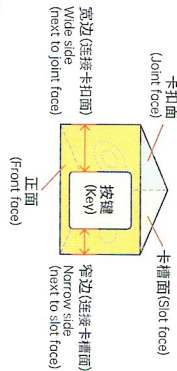


直升机 - 890段
(Helicopter - 890 wedges)

认识魔尺,上手更快!

Get to know MONSTER GO Twist!

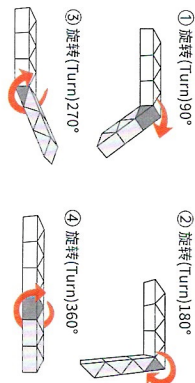
魔尺的拆装 Assemble & Disassemble



拆分魔尺/Disassembling the Twist:

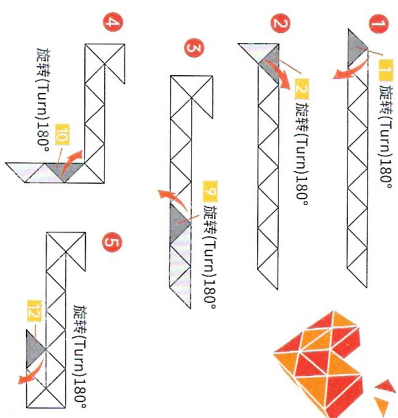
拆分魔尺时,要明确魔尺从哪个连接面断开(而不是要拆下哪个尺段),查看连接面两侧的尺段正面,根据宽边连接卡槽面(槽面)的原理,即可判断出卡扣在哪个尺段。
To disassembling the twist, you need to make sure which connecting face it will be separated from (rather than which wedges to take off). Check the front faces of the two consisting wedges, use its structure feature: wide side next to stud face, narrow side next to slot face' to tell wedge has the stud at the connecting face.

魔尺的转动 Twisting



Bravo! 你已成功掌握魔尺的玩转秘籍, 接下来,跟着教程拼装造型吧!
Now that you know the basic twists, try to build shapes follow below instructions!

心形-12段 Heart - 12 wedges



球形-24段 Sphere - 24 wedges



球形-24段 Sphere - 24 wedges

